

**Redlands
Camera
Club**

Established 1896

PHOTOGRAM

PSA
Photographic
Society of
America

Redlands Camera Club is a group of amateur, serious-amateur, and professional photographers who are interested in sharing experiences and advancing their skills. Anyone with similar interests is encouraged to attend a meeting: no cost or obligation.

We meet at 7:00 pm on the first and third Mondays of every month at

Redlands United Church of Christ, 168 Bellevue Avenue, Redlands, CA (see back page for map).

July, 2011

BEST OF SHOW

Our 2nd Annual
*Apprentice
Print
Competition*
was a huge
success.
Thanks to all for
participating!



Congratulations to
Mike Livingston
for his beautiful
Best of Show
winning image,
"Time Machine"

Best of Show
Time Machine
Mike Livingston

COMING ATTRACTIONS



PHOTOGRAM

Distributed on the 1st of each month.
Deadline for all submissions is the
Last Thursday of each month.

© **Redlands Camera Club and its Contributors.**
The contents of the *Photogram* are copyrighted.
No material herein may be reproduced in any manner
without the written permission of the Editor
or the material's specific contributor.

Editor: Steve Felber
(951) 769-6898
SNFelber@Yahoo.com

THE VIEW FROM HERE

Bruce Bonnett

**We should not look back unless it is to derive useful lessons from past errors,
and for the purpose of profiting by dearly bought experience.**

[George Washington](#) (1732-1799)

The Redlands Camera Club Board has approved a new position of Historian Chair. Sandy Woodcock has agreed to accept this new position in addition to her Publicity responsibilities. She will not be doing this job alone. As members of the Club, each of us should share the responsibility to funnel articles or news about the Club to her so that it can be captured for the future. Additionally, if you have any historical items or articles relating to the Club we would appreciate them being shared with her. If these items are personal items, a digital photo of them would be appreciated.

One of the driving factors in creating this position was that for a club that was founded in 1896, we have very little historical information available. Let me share some of the history that was captured for its 100 year celebration and is contained on the sign that we used at our exhibits. Gathering information from historical copies of the Daily Facts newspaper it is possible to piece together the beginnings of the club.

- In the April 1, 1896 issue is found this note, *“There is talk of starting a camera club here.”*
- From the April 30, 1896 issue, *“The Redlands Camera Club met last evening at the home of W.S. Crawford on the corner of Palm Ave. and Cajon St. About sixteen members of the club were present.”*
- The club became fully established with the ratification of a constitution and by-laws on May 14, 1896.
- In the club’s early days in addition to sharing their work with one another, the club members gave lantern slide shows for the public’s enjoyment at the YMCA auditorium, admission was just 15 cents.
- By March of 1897 the club began meeting in their new rooms above the Union Bank, which included a meeting room, re-toning room and darkroom. The club was off to an exciting beginning with plans to add to their equipment.

Continuously active since 1896, the club has continued to grow in size and has embraced continually changing technology. To continue quoting from the sign... *“Although the club no longer maintains its own darkroom there is a wealth of knowledge and friendship that is generously shared between members through demonstrations, guest speakers, member shares, field trips, competitions, and exhibits.”*

I feel privileged to belong to a club with such a rich history as well as an exciting future. Additionally, as we celebrate on the 4th, I appreciate living in this great country. I hope that we all have an enjoyable time for the holiday and capture a “burst” of great photos which we can share at our annual summer barbeque.

Redlands Camera Club P.O. Box 7261 Redlands, CA 92375

www.RedlandsCameraClub.com

CLUB OFFICERS

President: Bruce Bonnett **Vice President:** Bruce Woodcock **Past President:** Judith Sparhawk
Secretary: Jerry Reece **Treasurer:** Rick Strobaugh

CHAIRS

Circulation: Jennie Duncan **Color Munki:** Carl Detrow **Competition:** Russ Trozera **Education:** Frank Peele
Exhibits: Richard S. Paul **Field Trips:** Judith Sparhawk **Hospitality:** Steve Oberholtzer **Librarian:** Mike Reid
Member-At-Large: Larry Cowles **Membership:** Bessie Reece **Photogram Editor:** Steve Felber
Programs: Bruce Woodcock **Publicity & Historian:** Sandy Woodcock **Webmaster:** Wayne (Woody) Wood

PROGRAMS

Bruce Woodcock

JULY 4TH

No Meeting tonight due to holiday

JULY 18TH

Annual Summer Bar-B-Que: Pot-Luck

The summer potluck will be held at our usual meeting place, using the outdoor patio and grassy area for good food and camaraderie. **IT BEGINS AT 6:00; DON'T BE LATE!** Bring a side dish to share. We will provide setups, drinks, and the main meats. We will also be showing 4th of July images.

COMPETITION

Russell Trozera

We have just completed our 2011 Apprentice Print Competition. Congratulations to Mike Livingston for his image "*Time Machine*" that won Best of Show. There were a lot of good images submitted. I hope that everyone enjoyed the images as much as I did.

Our next competition is September 19, 2011. This is for the Intermediate and Advanced photographers.

Summer provides a great opportunity for more great images. Please refer to the competition rules for submission of images. I have a couple of sayings I like; "Preparation precedes power" and "Failing to plan is a plan to fail." I encourage everyone to start early on their images.

Please have a wonderful and safe time photographing. Three weeks ago I was photographing waterfalls and wildlife in Ventura County. We saw three rattlesnakes inside of three hours. That is more than I have seen in 20 years of Scouting. Stay aware of your surrounding and be safe.

EXHIBITIONS

Richard S. Paul

I have had talks with several local charities to sponsor our fall Photo Exhibition, and with several venues for the displays. I am very enthusiastic about the response. As you can imagine, this is a major undertaking, and we are ironing out the details.

I will report back to you with more details as I get them confirmed.

ADVANCE NOTICE:

At our August 15th meeting we would like to have all those who have participated in one or more of our Field Trips in the last year, (2010 to present) to "*Show Off*" 4 of your best images. That's a total of 4, no matter how many trips you have taken. This is for time considerations.

So, pick out your 4 favorite images, save them electronically, (see instructions on the following page, or go to the club website, for complete details on how, file names, and what size the images should be).

If you prefer, you can bring prints. I suggest you make them large, say 11 x 14 or 16 x 20 so everyone in the audience can see them.

Again, 4 pictures taken at one on our Field Trips in the last year, for exhibition at our August 15th meeting.

PRINT EXHIBIT RULES

The work must be yours, a current member of RCC.

It must be ready to hang using wire eyes & wire;
no saw tooth hangers.

You may use a frameless presentation.

Your name, title of the picture, and sale price (if for sale)
must be on the back.

There is a \$3.00 fee for each work hung: cash or check.

Work left for another hanging will be charged again.

Work removed but not retrieved after a new hanging
will be charged a \$3.00 storage fee.

*Work unclaimed within 60 days of removal will be considered
abandoned and become the property of Redlands Camera Club
for disposal or sale at its sole discretion.*

Configuring Images for Digital Projection

Color Space: sRGB

Image Size: no smaller than
1280 pixels on the long side

File Format: jpg or jpeg

File Size: less than 3.5 mb (3,500 kb)

Image Title: (example) Blue Sky
(normal capitalization, spaces, punctuation)

File Name: bluesky
(no capitalization, spaces, punctuation)
SaveAs: bluesky in .jpg format;
it will automatically become "bluesky.jpg"

Make an Action in Photoshop or Elements

If you need to make the same adjustment to a set of pictures, your best bet is to make an Action, then run it on the images. You can record a set of tasks, then play back the Action to apply them to any image.

This is a great tool for re-sizing a series of images, applying the same Curves adjustment to a whole shoot, and more.

To make an Action, go to Windows > Actions. Click on the New Action button and name it (for example "resize 8x10 horiz"). The red Record button will automatically be set to ON, so open your image and begin your tasks.

Everything you do from the point when you saw the red record button will be part of your Action.

Click on the Stop button when you've completed all the tasks you want included.

To run the Action on other images, just open the new image(s), click on the Action tab (it's included in the Layers Palette), highlight the Action you want, press Play, sit back and watch!

Bridge "cache"

The cache that Bridge creates contains the thumbnails and previews for your images.

It is important from the standpoint of performance. If you delete the cache, the computer must re-generate the thumbnails and previews the next time you navigate to a given folder containing images. This process can be quite time-consuming if the folder contains a large number of images, especially if they are relatively high-resolution.

Initially Bridge will extract and display the embedded JPEG preview for RAW captures, but by default, will process and generate updated thumbnails.

It is generally best not to delete the cache unless you have reason to believe the cache has become corrupted (such as having a series of thumbnail or preview images that don't accurately reflect the contents of the image).

Exporting the cache to the local folder provides a number of benefits, not the least of which is that you can then copy that cache along with a folder of images very easily and view the images without delay on another computer that's also using Bridge. To enable this option, choose Edit > Preferences (Adobe Bridge > Preferences on Macintosh), choose the Cache category from the list on the left, and then turn on the "Automatically Export Cache To Folders When Possible" checkbox and click OK.

FIELD TRIPS

Judith Sparhawk

July Field Trip to *Aquarium of the Pacific*

Our July field trip will be an adventure to the coast and under the sea. The Aquarium of the Pacific in Long Beach has opportunities to photograph marine and mammal life of the ocean. We haven't done this trip for several years, and will give us a break from the inland summer heat of July. We will be going on **Sunday, July 24th**, with an early start to avoid some of the summer weekend crowds.

The Aquarium hours are 9 am to 6 pm daily. Lunch is available at Café Scuba, with a wide selection of sandwiches, salads, side dishes and beverages. If you wish to bring your own food, it may be eaten in the outside courtyard or grassy area in front of the Aquarium.

We will meet in the outer courtyard area prior to the Aquarium's opening to touch base and make any plans. Entry fee is \$ 24.95, \$21.95 for seniors, with a \$4.00 discount if you order online. Online ordering also avoids standing in line for tickets. To order tickets online, the web address is **www.aquariumofpacific.org**.

Regarding photo equipment, tripods do not work in the crowded inside exhibits, although a monopod may be useful. A variety of lenses may be helpful, including close-up and zoom lenses. Some exhibits do not allow flash.

The drive from Redlands to Long Beach is almost 80 miles, and takes about 1.5 hours. Directions: Take the 91 freeway west to exit **12A** to merge onto the **I-710 S**, the Long Beach Freeway; go south to exit **1C** on the left toward **Downtown Long Beach/Convention Center/Aquarium**; merge onto **W Shoreline Drive**; take the ramp to **Golden Shore Street**; at the traffic circle, take the 1st exit onto **Aquarium Way**; the destination will be on the right, **100 Aquarium Way**, Long Beach, CA 90802. The entrance to the parking is on the right on Shoreline just before the roller coaster bridge at Aquarium Way. Flat rate parking is \$8 per car. Carpoolers should meet at Coco's in Redlands at 7:00, to leave by 7:15 am, to arrive prior to opening time.

EDUCATION/WORKSHOPS

Frank Peele

Menu Magic

Setting up your camera to give you the features you want, when you want them

July 25, 6:00 to 9:00 p.m.

It's no secret that today's digital wonder-cameras can have a bewildering array of modes, options and custom functions. The trick is not only knowing what they do, but how to access them quickly when needed. In this hands-on workshop we'll get to the heart of Menus, Custom Functions and "mystery buttons" to give you the ability to get the most from your particular camera model. Bring your camera(s) and their instruction manual(s). Jot down those nagging questions you haven't been able to find answers for. After a general discussion that applies to digital cameras regardless of brand and type, we'll form smaller groups to focus on brand-specific issues.

Come to this workshop, and you'll leave better prepared to use your camera with confidence. Mastery of your camera's technical side will free you up to concentrate on creating artistic masterpieces.

Advance registration is required by going to the RCC website and using PayPal to pay the \$10 fee.

MEMBERSHIP

Bessie Reece

Membership for 2011-2012 now totals 143. There are 63 people from the 2010-2011 club year that have not renewed. This is about the same as last year. We gain 50-60 new members during each year and have about the same number that do not renew. We will be contacting our non-renewals to determine their reasons for not renewing. If you have a friend that you haven't seen at our meetings lately, please give them a call and remind them we would like to have them back as members of our club.

Please welcome our new members:

Bitsy Bernor: Bitsy recently became obsessed with photography as a result of her passion for birding. She finds photography most helpful in being able to identify birds. From birds she has expanded her photography to things in nature such as butterflies and insects. Her first camera was a "Brownie" which was seldom used. She shoots with a Sony Alpha 580, particularly using a 400mm zoom lens. Her father was an avid photographer and now her daughter and grandson are also interested in photography.

Rob Gonyea: Rob was 14 when he started with Photoshop and developed an interest in graphic design and video production. Later Rob attended boarding school, taking pictures for the yearbook. He developed an interest in taking macros with his point & shoot. In 2007 graduated to Nikon D40x developing an interest in landscapes, especially patterns and shapes in nature. He moved to a Nikon D90 to shoot a wedding. After returning from a mission last spring, Rob moved up to a Nikon D300. Recently he was asked to shoot another wedding. Rob states, "Photography for me is a way to express myself, to capture life in that moment, and then have the ability to keep that memory forever." With his main job of doing graphic/web design and video, Rob sees photography as another way to be creative, to see the world and to share his personal, unique vision of the world as he sees it. Rob believes that being part of the camera club will provide him the opportunity to share his photos and get opinions about them.

Mary Ann Ponder: Mary Ann's interest in photography began some thirty years ago. She lugged around a Canon AE-1, tripod, filters and lenses on her trips and outings. Mary Ann then purchased a Sony Cyber and marveled at its weightlessness and automation. After five years of point and shoot, she considering purchasing a DSLR and getting back into the art of picture taking. Mary Ann also wants to learn more about photo editing. Mary Ann and Bitsy Bernor will be traveling to South Africa in November. She hopes to be ready for that once in a lifetime shot. Mary Ann is a retired librarian and literacy program coordinator from the Colton Public Library.

June McDade: June is a native California, born and raised in San Francisco, having moved to Southern California in 1975. This April she retired from a career of more than 35 years in the financial industry.

June has been interested in photography since she was a child, but other priorities seemed to get in her way. For several years she has been shooting snapshots with a Canon film camera. As a retirement gift she treated herself to a Canon 50D. June enjoys taking pictures of people, landscapes, animals, patterns and shapes. She hopes to continue learning how to use her camera to create images instead of snapshots. June hopes that her membership in RCC will give her the opportunity to learn from others who are more experienced. She also hopes to enjoy the new friendships along the journey to better photography.



WEBMASTER

Wayne (Woody) Wood

We now have quite a few affiliate links on our web site. Please consider clicking on these links if you are planning a photo or computer type of purchase. By going to these seller's web sites through our links, we will be paid a small percentage of each sale. It won't be much individually, but at the end of the year it could wind up being a sizeable amount.

MEMBERS' GALLERY

2011 Apprentice Print Competition: 1st and 2nd Place Ribbons

<p>Day Of The Desert Jackal</p>  <p>Apprentice Animals - First Place Gail Rice</p>	<p>Ravishing In Red</p>  <p>Apprentice Close-Up - First Place Lucy McGee</p>	<p>Tears Of A Clown</p>  <p>Apprentice People - First Place Lucy McGee</p>	<p>Himba Village Boy</p>  <p>Apprentice Photojournalism - First Place Gail Rice</p>	<p>Fairytale</p>  <p>Apprentice Places - First Place Jennifer Mendoza</p>
<p>Mr. Orange</p>  <p>Apprentice Open/Misc - First Place Jennifer Mendoza</p>	<p>Maglign Lake Canada</p>  <p>Apprentice Land/Seascape - First Place Carol Abidin</p>			

<p>Winged Beauty</p>  <p>Apprentice Animals - Second Place Bitsy Bernor</p>	<p>Dew Drop</p>  <p>Apprentice Close-Up - Second Place Jennifer Mendoza</p>	<p>Color Me</p>  <p>Apprentice People - Second Place Jennifer Mendoza</p>	<p>Queenstown Fall Afternoon</p>  <p>Apprentice Places - Second Place Erik Berliner</p>	<p>Wellington Workhorses</p>  <p>Apprentice Open/Misc - Second Place Erik Berliner</p>
<p>Red Dunes of Namibia</p>  <p>Apprentice Land/Seascape - Second Place Gail Rice</p>				


Affiliate Vendor Program

The businesses on the right have authorized RCC to become part of their Affiliate Vendor program.

When making photographic or computer-related purchases, you might want to consider them. They offer competitive pricing and good customer service.

By entering their websites through the RCC website (click on the Affiliate Vendors link), they will apply a small percent of your purchase towards an RCC account *without costing you anything extra!*

Please help RCC increase its treasury with this program so we can offer our members more or better quality benefits.



Want to join or renew your membership?

- *Complete this form and bring it to a meeting, along with annual dues*
- Or **Mail to:** P.O. Box 7261 Redlands, CA 92375 (make check payable to: *Redlands Camera Club*)

**WHERE
WE MEET...**

Name: _____ Phone: (____) ____ - _____

Name: _____ Relation to above: _____

Street Address: _____

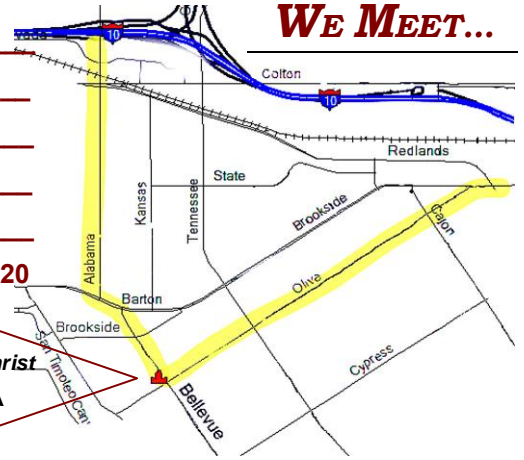
City: _____ ST: _____ ZIP: _____

E-Mail: _____

Member \$25 **Additional Family Member \$20**

Redlands Camera Club
7:00 p.m. -- 1st & 3rd Mondays

Redlands United Church of Christ
168 Bellevue, Redlands, CA



PHOTOGRAM
Redlands Camera Club
P.O. Box 7261
Redlands, CA 92375